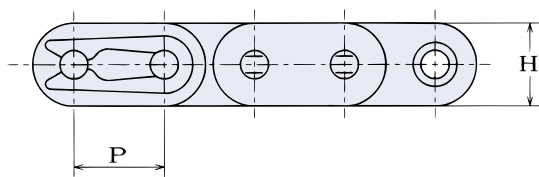
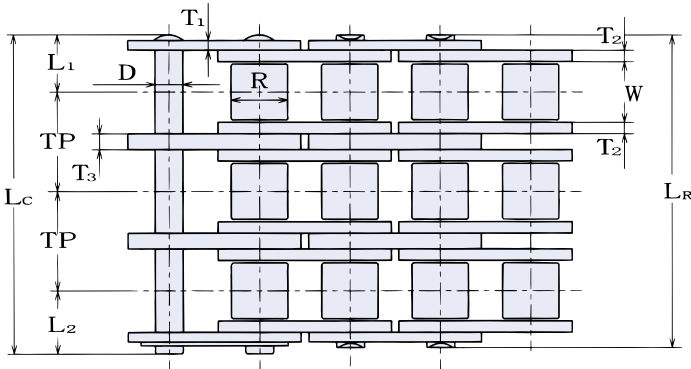
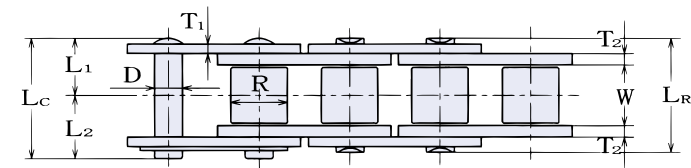


BS Standard Roller Chains

BS Standard Roller Chains

SY British Standard chain is manufactured in accordance with ISO 606 B and fully interchangeable with British standard BS 228 and German standard DIN 8187. Attachment chains and stainless steel chains are available.



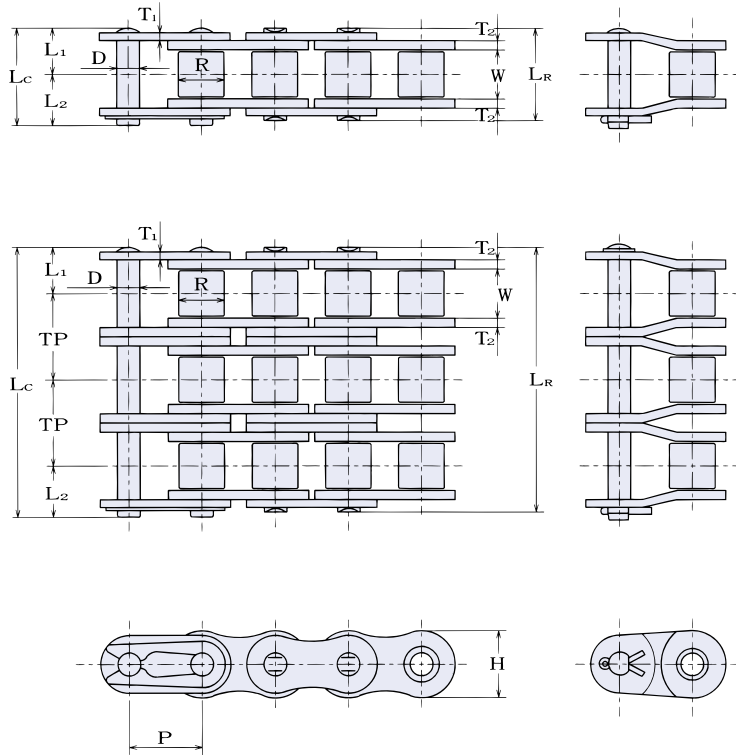
Item	See Page
Rustless	36 40 42
Drive Chain Selection	76 77

Standard Packing	06B
1 Unit (10')	320P
1 Unit (5m)	526P

06B

SY Chain No. (B S)	Pitch	Dimensions - mm												Minimum Ultimate Strength	Maximum Allowable Load	Average Chain Weight
		Roller		Pin				Plate			Trans. Pitch					
		Width	Dia.	Dia.	Length		Height	Thickness								
P	W	R	D	L _R	L _C	L ₁	L ₂	H	T ₁	T ₂	T ₃	TP	kN	kN	kg/m	
06B	9.525	5.72	6.35	3.28	12.6	13.4	6.3	7.1	8.2	1.0	1.25	1.6	10.24	8.92	1.7	0.41
-2					22.9	23.7								16.9	2.9	0.78
-3					33.2	33.7								24.9	4.2	1.18

Curled bushing is used.



Item	See Page	
Attachment Chain	64	65
Rustless	36	40 42
SLR Self-Lube Chain	51	
Drive Chain Selection	76	77

Standard Packing	08B	10B
1 Unit (10')	240P	192P
1 Unit (5m)	394P	316P

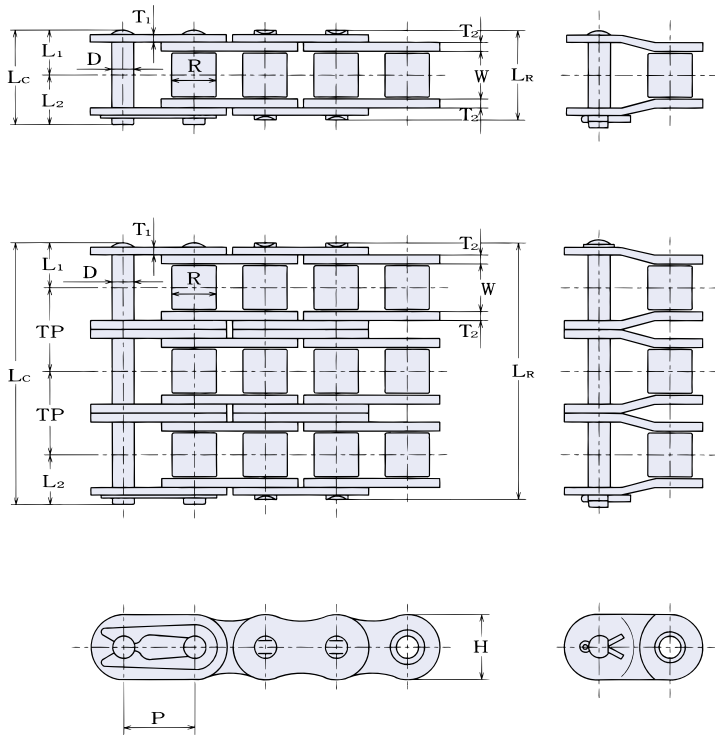
08B

SY Chain No. (B S)	Pitch	Dimensions - mm											Minimum Ultimate Strength	Maximum Allowable Load	Average Chain Weight
		Roller		Pin				Plate		Trans. Pitch					
		Width	Dia.	Dia.	Length		Height	Thickness							
P	W	R	D	LR	Lc	L1	L2	H	T1	T2	TP	kN	kN	kg/m	
08B	12.70	7.75	8.51	4.45	16.7	18.2	8.4	9.8	11.8	1.5		13.92	17.8	3.14	0.61
-2					30.6	31.9							31.1	5.35	1.26
-3					44.5	45.8							44.5	7.85	1.88

10B

SY Chain No. (B S)	Pitch	Dimensions - mm											Minimum Ultimate Strength	Maximum Allowable Load	Average Chain Weight
		Roller		Pin				Plate		Trans. Pitch					
		Width	Dia.	Dia.	Length		Height	Thickness							
P	W	R	D	LR	Lc	L1	L2	H	T1	T2	TP	kN	kN	kg/m	
10B	15.875	9.65	10.16	5.08	19.0	20.7	9.5	11.2	14.7	1.65		16.59	22.2	4.90	0.89
-2					35.6	37.3							44.5	8.33	1.79
-3					52.4	54.4							66.7	12.2	2.66

Refer to page 80. " Selection of offset link "



Item	See Page	
Attachment Chain	64	65
Rustless	36	40 42
SLR Self-Lube Chain	51	
MF Maintenance Free	56	76
Drive Chain Selection	76	77

Standard Packing	12B	16B
1 Unit (10')	160P	120P
1 Unit (5m)	262P	198P

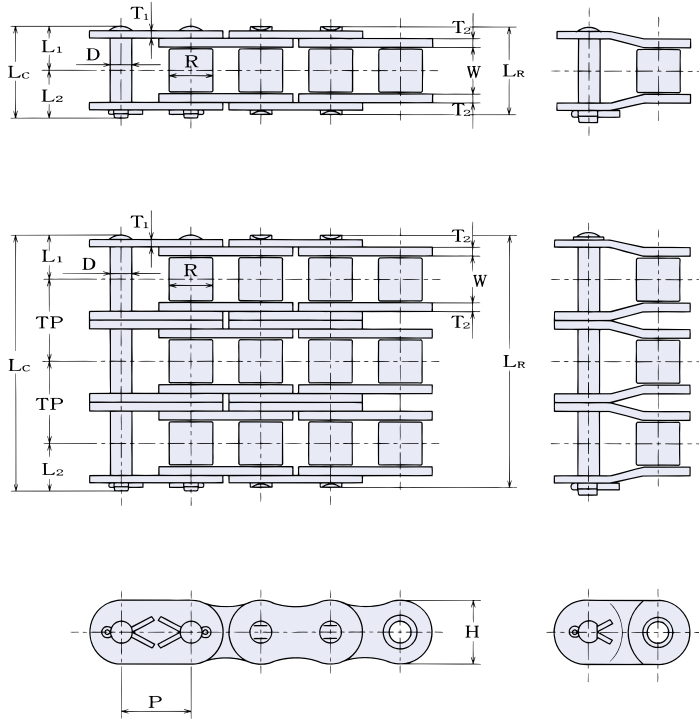
12B

SY Chain No. (B S)	Pitch	Dimensions - mm											Minimum Ultimate Strength	Maximum Allowable Load	Average Chain Weight
		Roller		Pin				Plate		Trans. Pitch					
		Width	Dia.	Dia.	Length		Height	Thickness							
P	W	R	D	LR	Lc	L1	L2	H	T1	T2	TP	kN	kN	kg/m	
12B	19.05	11.68	12.07	5.72	22.0	23.6	11.0	12.6	16.1	1.8		19.46	28.9	7.06	1.14
-2					41.6	43.1							57.8	12.0	2.28
-3					61.1	62.7							86.7	17.6	3.36

16B

SY Chain No. (B S)	Pitch	Dimensions - mm											Minimum Ultimate Strength	Maximum Allowable Load	Average Chain Weight
		Roller		Pin				Plate		Trans. Pitch					
		Width	Dia.	Dia.	Length		Height	Thickness							
P	W	R	D	LR	Lc	L1	L2	H	T1	T2	TP	kN	kN	kg/m	
16B	25.40	17.02	15.88	8.26	35.1	38.2	17.6	20.6	21.0	3.2	4.0	31.88	60	16.4	2.59
-2					67.2	70.1							106	21.4	5.13
-3					99.2	102.5							160	31.5	7.68

Refer to page 80. " Selection of offset link "



Item	See Page	
Attachment Chain	64	65
Rustless	36	40 42
SLR Self-Lube Chain	51	
MF Maintenance Free	56	76
Drive Chain Selection	76	77

Standard Packing	20B	24B
1 Unit (10')	96P	80P
1 Unit (5m)	158P	132P

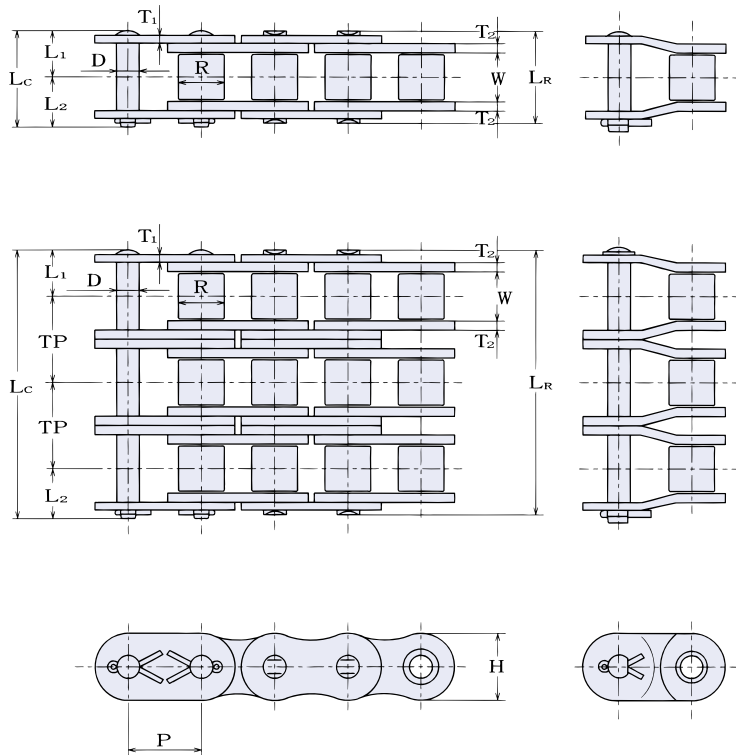
20B

SY Chain No. (B S)	Pitch	Dimensions - mm											Minimum Ultimate Strength	Maximum Allowable Load	Average Chain Weight
		Roller		Pin				Plate		Trans. Pitch					
		Width	Dia.	Dia.	Length		Height	Thickness							
P	W	R	D	LR	Lc	L1	L2	H	T1	T2	TP	kN	kN	kg/m	
20B	31.75	19.56	19.05	10.16	40.2	44.0	20.1	23.9	26.4	3.5	4.5	36.45	95	25.5	3.76
-2					76.8	80.6							170	33.3	7.26
-3					113.3	117.2							250	49.0	10.86

24B

SY Chain No. (B S)	Pitch	Dimensions - mm											Minimum Ultimate Strength	Maximum Allowable Load	Average Chain Weight
		Roller		Pin				Plate		Trans. Pitch					
		Width	Dia.	Dia.	Length		Height	Thickness							
P	W	R	D	LR	Lc	L1	L2	H	T1	T2	TP	kN	kN	kg/m	
24B	38.10	25.40	25.40	14.63	53.4	58.1	26.7	31.4	33.4	4.8	5.9	48.36	160	35.7	7.29
-2					101.8	106.5							280	46.8	14.53
-3					150.2	154.9							425	68.8	21.76

Refer to page 80. " Selection of offset link "



Item	See Page
Rustless	36 40 42
SLR Self-Lube Chain	51
MF Maintenance Free	56 76
Drive Chain Selection	76 77

Standard Packing	28B	32B
1 Unit (10')	68P	60P
1 Unit (5m)	114P	100P

28B

SY Chain No. (B S)	Pitch	Dimensions - mm											Minimum Ultimate Strength	Maximum Allowable Load	Average Chain Weight
		Roller		Pin				Plate		Trans. Pitch					
		Width	Dia.	Dia.	Length		Height	Thickness							
P	W	R	D	LR	LC	L1	L2	H	T1	T2	TP	kN	kN	kg/m	
28B	44.45	31.00	27.94	15.88	65.1	70.5	32.6	37.9	37.0	6.3	7.4	59.56	200	44.5	9.26
-2					124.7	130.0							360	58.3	18.45
-3					184.2	189.6							530	85.8	27.65

32B

SY Chain No. (B S)	Pitch	Dimensions - mm											Minimum Ultimate Strength	Maximum Allowable Load	Average Chain Weight
		Roller		Pin				Plate		Trans. Pitch					
		Width	Dia.	Dia.	Length		Height	Thickness							
P	W	R	D	LR	LC	L1	L2	H	T1	T2	TP	kN	kN	kg/m	
32B	50.80	31.00	29.21	17.81	65.0	71.1	32.5	38.6	42.2	6.3	6.9	58.55	250	51.0	9.92
-2					123.4	129.7							450	66.6	19.76
-3					182.0	188.3							670	98.0	29.61

Refer to page 80. " Selection of offset link "